

NCHIRE

2019/20
**RENTAL
GUIDE**



0800 624 473

www.nchire.co.nz

Welcome

Hello and welcome to our all new **2019/20 Rental Guide.**

As a contractor you've got plenty to do and organise in a day. That's why we've built our business around supporting you and making organising hire equipment a pleasurable experience.

NC Hire uses its global connections to source equipment for your complex projects, allowing you to spend more time on the job at hand.





In this latest guide we've really added to our fleet with new plant including Forklifts, Sweepers and Graders. We've also increased our range of specialist equipment.

Get in touch with one of our friendly team for a consultation about how a partnership with NC Hire is guaranteed to improve your productivity.



Harland Bassett
Sales and Marketing

Why hire from us?

-  **CUSTOMER SUCCESS**
-  **CUSTOMER SUPPORT**
-  **CUSTOMER DEADLINES**
-  **EQUIPMENT SPECIALISTS**

***Please Note:** All specifications and details/parameters provided in this guide have been obtained using current Manufacturer's guidelines at the time of printing/issue. NC Hire or its affiliated parties take no responsibility or action against any misinterpretation of this information or its currency. NC Hire suggest that all details must be checked in accordance with current manufacture's guidelines/specifications before machine use.*



About NC Hire

4



Access

8



Construction

44



Materials Handling

102



Transport Solutions

111



Health and Safety

113

TRANSPORTATION REQUIREMENTS KEY



Utility



Trailer



Truck (<6T)



Truck (<10T)



Truck (14T+)

About Us





From humble beginnings...

Support	6
Sales	7

From humble beginnings in 2003, NC Hire has grown from a division of North Canterbury Equipment to its own company specialising in construction, access and materials handling equipment hire.

By consistently challenging the status quo and making it easy for our customers, our fleet has grown to over 180 machines, spread across three depots in Canterbury, and a sister company in Dunedin.

NC Hire now offers a range of sales and support packages to provide you the full solution.

You tell us what you want and when, **and we'll get it there!**





When things go wrong, it's the **support that counts.**

NC Hire is backed by a team of professionals nationwide, to have you back up running in the shortest time possible.

“ NC Hire have supplied access and hire equipment to a recently completed complex project in Oxford. They have been a pleasure to deal with, from their professional communication, excellent equipment, competitive rates and ability to help us out on short notice. If we ever had any issues they dealt with them immediately which is critical on tight programmes. I look forward to continuing with NC Hire in the future.



Dedicated Support

0800 624 473
hire@nchire.co.nz

24/7



NC Hires policy is to maintain a **modern, low houred fleet...**

and as a result, we have quality, low houred machinery for sale.

You can enjoy peace of mind knowing that all our machinery has been maintained to the highest of standards and can offer the balance of the machine warranty.



Be sure to check out our 'TradeMe' page for our latest equipment sales and fleet disposal.



Our experience has been excellent so far and we are very happy with the condition and presentation of the machine on its arrival in Tauranga. The machine was delivered on time with no issues and all items accounted for.

Call us now for a list of sales stock.

**0800 624 473
021 854 118**

Access





 Vertical Mast Lifts **11**

 Slab Scissor Lifts **15**

 Rough Terrain Scissor Lifts **23**

 Articulating Boom Lifts **31**

 Trailer Booms **35**

 Attachments **39**

“ NC Hire have been a great asset to our business as we grow. They provide very quick and efficient service with good quality equipment that ensures our work sites run smoothly without hiccup. Recommended!

SAFETY GEAR REQUIREMENTS KEY



Hi-Vis Vest



Hard Hat



Work Boots

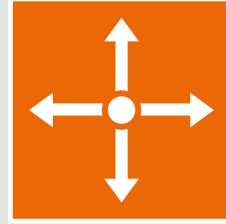


Harness

CHOOSING THE RIGHT MACHINE


3 x MOVEMENTS

MOVEMENT	MACHINES
Up	Vertical Mast Lifts
Down	Slab Scissor Lifts
Move at Height*	Hybrid Scissor Lifts Rough Terrain Scissor Lifts



4 x MOVEMENTS

MOVEMENT	MACHINES
Up	Trailer Booms
Down	
Reach	
Rotate	



5 x MOVEMENTS

MOVEMENT	MACHINES
Up	Articulating Boom Lifts
Down	
Move at Height*	
Reach	
Rotate	



***MOVE AT HEIGHT:** Machines can only be driven while at height when the conditions meet the requirements of the machine manufacturer related to that machine. Ground conditions must be stable and flat to avoid tip over. If the stabilisers are deployed, the machine can not be driven at height.

Please call our team of professionals to specify the right machine for your project - 0800 624 473

Vertical Mast Lifts

ELECTRIC



Vertical Mast Lifts are perfect for one-man tasks and indoor applications. Compact in design, these make accessing hard to reach places a breeze with a tight turning circle and fast lift speeds.



NC Hire are the New Zealand distributors for Skyjack. If you are considering purchasing either new or used please don't hesitate to call us for a quote.

4 Metre Electric	12
6 Metre Electric	13

COMMON NAMES

Single Man Lifts, Mast Lifts, Slab Lifters

SKYJACK SJ12

- Ultra compact design
- Low loading height
- Two person capacity
- Slide-out deck
- Wind rated

SPECIFICATIONS

BRAND SKYJACK

Model	SJ12
-------	------

DIMENSIONAL DATA

Platform Height (Raised)	3.65m
Working Height	5.48m
Platform Height (Lowered)	0.45m
Platform Dimensions	0.69m x 0.93m
Overall Height	1.79m
Overall Width	0.77m
Overall Length	1.37m

PERFORMANCE DATA

Weight	782kg
Platform Capacity	227kg
Platform Capacity (Extended)	113kg
Grade Ability	30%
Wind Speed (fitted with wind kit)	12.5m/s
Drive Speed (Stowed)	4km/h

TYRES: SOLID NON-MARKING



TRANSPORT



SKYJACK SJ16

- Ultra compact design
- Low loading height
- Two person capacity
- Slide-out deck
- Excellent reach height with small footprint

SPECIFICATIONS

BRAND	SKYJACK
Model	SJ16

DIMENSIONAL DATA

Platform Height (Raised)	4.75m
Working Height	6.75m
Platform Height (Lowered)	0.45m
Platform Dimensions	0.69m x 0.93m
Overall Height	1.79m
Overall Width	0.76m
Overall Length	1.37m

PERFORMANCE DATA

Weight	966kg
Platform Capacity	227kg
Platform Capacity (Extended)	113kg
Grade Ability	30%
Wind Speed	Indoor Rated Only
Drive Speed (Stowed)	4km/h

TYRES: SOLID NON-MARKING



TRANSPORT



Premium Used Equipment FOR SALE

NC Hire has only the most modern and highly maintained equipment in our fleet; hence why we regularly have quality, low houred machinery for sale.



Enjoy peace of mind knowing that all our machinery has been maintained to the highest of standards and can offer the balance of the machine warranty.

**Call us now for a list of sales stock.
0800 624 473 or 021 854 118**

Slab Scissor Lifts

ELECTRIC



Slab Scissor Lifts are perfect for any indoor applications where working at height is required.

Non-marking tyres and an array of safety features, standard on all NC Hires Slab Scissor Lifts, ensure any task at height is a breeze. Slab Scissor Lifts range from 4m - 16m, and can be transported on site by NC Hire with either trailer or truck.



NC Hire are the New Zealand distributors for Skyjack. If you are considering purchasing either new or used please don't hesitate to call us for a quote.

6 Metre Electric	16
8 Metre Electric	18
10 Metre Electric	19
12 Metre Electric	20
14 Metre Electric	21
16 Metre Electric	22

COMMON NAMES

Slab Scissor, Aerial Lifter, Platform Lift

DINGLI SP039-E

- Push around by single operator
- Easy to use controls
- Automatic locking system
- 240Kg capacity

EXTREMELY POPULAR FOR LOW HEIGHT INTERIOR WORK

SPECIFICATIONS

BRAND DINGLI

Model	SP039-E
-------	---------

DIMENSIONAL DATA

Platform Height (Raised)	3.9m
Working Height	5.9m
Platform Dimensions	1.15m x 0.70m
Overall Height	1.92m
Overall Width	0.76m
Overall Length	1.30m

PERFORMANCE DATA

Weight	516kg
Platform Capacity	240kg
Wind Speed	Indoors Rated Only

TYRES: NON-MARKING CASTORS



TRANSPORT



DINGLI S036-RS

- Ideal for low height tasks
- Extremely compact and nimble
- Extendable platform
- Fits inside building lifts



**ONLY
880kg**

SPECIFICATIONS

BRAND DINGLI

Model	S036-RS
-------	---------

DIMENSIONAL DATA

Platform Height (Raised)	3.6m
Working Height	5.6m
Platform Dimensions	1.29m x 0.7m
Platform Dimensions (Extended)	1.9m
Overall Height (Stowed)	2.03m
Overall Width (Stowed)	0.76m
Overall Length (Stowed)	1.44m

PERFORMANCE DATA

Weight	880kg
Platform Capacity	240kg
Grade Ability	25%
Wind Speed	Indoor Rated Only
Drive Speed (Stowed)	4.2km/h

TYRES: SOLID NON-MARKING

TRANSPORT



SKYJACK SJ3219

- Use indoor/outdoor on flat services
- Fold-down handrails; easily fits through doorways
- Standard with non-marking tyres
- Heavy duty brands ensures you stay productive

SPECIFICATIONS

BRAND SKYJACK DINGLI HAULOTTE

Model	SJ3219	S06-E	COMPACT 8
-------	--------	-------	-----------

DIMENSIONAL DATA

Platform Height (Raised)	5.8m	5.8m	6.2m
Working Height	7.8m	7.8m	8.2m
Platform Dimensions	1.63m x 0.66m	1.67m x 0.74m	2.31m x 0.81m
Platform Extension Size	0.9m	0.9m	0.92m
Overall Height (Stowed)	2.1m	2.01m	2m
Overall Width	0.8m	0.76m	0.81m
Overall Length	1.8m	1.86m	2.49m

PERFORMANCE DATA

Weight	1312kg	1240kg	1655kg
Platform Capacity	227kg	230kg	227kg
Platform Capacity (Extended)	113kg	115kg	120kg
Grade Ability	25%	25%	23%
Wind Speed	12.5m/s	12.5m/s	12.5m/s
Drive Speed (Stowed)	3.7km/h	5km/h	3.3km/h

TYRES: SOLID NON-MARKING



TRANSPORT



SKYJACK SJ3226

- Choose from wide/narrow body to suit your task
- Fold-down handrails available

SPECIFICATIONS

BRAND SKYJACK SKYJACK DINGLI

Model	SJ3226	SJ4626	S0808-E
-------	--------	--------	---------

DIMENSIONAL DATA

Platform Height (Raised)	8m	8m	8m
Working Height	10m	10m	10m
Platform Dimensions	2.13m x 0.71m	2.13m x 1.07m	2.17m x 0.81m
Platform Extension	0.91m	0.91m	0.9m
Overall Height (Stowed)	2.15m	2.15m	2.32m
Overall Width	0.81m	1.17m	0.81m
Overall Length	2.32m	2.31m	2.48m

PERFORMANCE DATA

Weight	1876kg	2760kg	2180kg
Platform Capacity	227kg	454kg	230kg
Platform Capacity (Extended)	113kg	136kg	113kg
Grade Ability	25%	25%	25%
Wind Speed	N/A	12.5m/s	N/A
Drive Speed (Stowed)	3.2km/h	3.2km/h	4km/h

TYRES: SOLID NON-MARKING



**SOLID,
WELL BUILT
MACHINES MEAN
YOU REMAIN
PRODUCTIVE**

TRANSPORT



DINGLI S1012 E

- Large, stable platform area
- Low stowed height and fold-down handrails means access through low overhead doors



SPECIFICATIONS

BRAND DINGLI

Model	S1012 E
-------	---------

DIMENSIONAL DATA

Platform Height (Raised)	10m
Working Height	12m
Platform Dimensions	2.27m x 1.12m
Platform Extension	0.9m
Overall Height (Stowed)	2.47m
Overall Width	1.15m
Overall Length	2.48m

PERFORMANCE DATA

Weight	2965kg
Platform Capacity	320kg
Platform Capacity (Extended)	113kg
Grade Ability	25%
Wind Speed	12.5m/s
Drive Speed (Stowed)	5km/h

TYRES: SOLID NON-MARKING



TRANSPORT



DINGLI S1212 E

- 320kg capacity
- Only 1.15m wide
- Ideal machine for warehouses and supermarkets.
- Indoor rated only

**14M
WORKING
HEIGHT MAKES
THIS ELECTRIC SLAB
SCISSOR LIFT PERFECT
FOR WAREHOUSES
AND SUPERMARKET
PROJECTS**

SPECIFICATIONS

BRAND	DINGLI
Model	S1212 E
DIMENSIONAL DATA	
Platform Height (Raised)	12m
Working Height	14m
Platform Dimensions	2.27m x 1.12m
Platform Extension	0.9m
Overall Height (Stowed Rails Up)	2.59m
Overall Width	1.15m
Overall Length	2.48m

PERFORMANCE DATA

Weight	2900kg
Platform Capacity	320kg
Platform Capacity (Extended)	113kg
Grade Ability	25%
Wind Speed	Indoor Rated Only
Drive Speed (Stowed)	5km/h

TYRES: SOLID NON-MARKING**TRANSPORT**

DINGLI S1412 E

- Biggest electric slab scissor lift in NC Hires fleet for extra reach
- 200kg capacity
- Only 1.5m wide

A MASSIVE 16M WORKING HEIGHT MAKES THIS ELECTRIC SLAB SCISSOR LIFT PERFECT FOR WAREHOUSES AND SUPERMARKET PROJECTS

SPECIFICATIONS

BRAND

DINGLI

Model	S1412 E
-------	---------

DIMENSIONAL DATA

Platform Height (Raised)	14m
Working Height	16m
Platform Dimensions	2.27m x 1.12m
Platform Extension	0.9m
Overall Height (Stowed Rails Up)	2.59m
Overall Width	1.15m
Overall Length	2.48m

PERFORMANCE DATA

Weight	3150kg
Platform Capacity	200kg
Platform Capacity (Extended)	113kg
Grade Ability	25%
Wind Speed	Indoor Rated Only
Drive Speed (Stowed)	5km/h

TYRES: SOLID NON-MARKING



TRANSPORT



Rough Terrain Scissor Lifts

DIESEL/HYBRID



Rough Terrain Scissor Lifts are ideally suited for outdoor tasks where additional traction and stability is required to operate on uneven terrain. Each Scissor Lift is fitted with outriggers to level the machine. With suitable ventilation, Rough Terrain Scissor Lifts can operate inside meaning greater lift capacity and stabilisation over typical Electric Scissor Lifts.

Our Rough Terrain Scissor Lifts can be delivered on site by our trucks.



NC Hire are the New Zealand distributors for Skyjack. If you are considering purchasing either new or used please don't hesitate to call us for a quote.

8 Metre Diesel	24
10 Metre Diesel	25
12 Metre Diesel	26
12 Metre Hybrid	27
14 Metre Diesel	28
18 Metre Diesel	29

COMMON NAMES

All Terrain Scissor, Diesel Scissor

SNORKEL S2255RT

- Only 1.45m wide
- Non-marking tyres
- Only 2,360kg
- Perfect for short-term jobs with the ability to be trailered

SPECIFICATIONS

BRAND SNORKEL

Model	S2255RT
-------	---------

DIMENSIONAL DATA

Platform Height (Raised)	6.5m
Working Height	8.5m
Platform Dimensions	2.73m x 1.4m
Platform Extension	1.2m
Overall Height (Stowed Rails Up)	2.35m
Overall Width	1.45m
Overall Length	3.3m

PERFORMANCE DATA

Weight	2,360kg
Platform Capacity	420kg
Platform Capacity (Extended)	100kg
Grade Ability	35%
Wind Speed	12.5m/s
Drive Speed (Stowed)	5.2km/h

TYRES: RUBBER NON-MARKING



THIS UNIT HAS THE ABILITY TO BE TRAIERED

TRANSPORT



SKYJACK SJ6826 RT

- Nimble in tight spaces and offers superior traction on difficult terrain
- Low loading heights
- SKYJACK models available with pipe racks



SPECIFICATIONS

BRAND SKYJACK SNORKEL

Model	SJ6826	2770RT
-------	--------	--------

DIMENSIONAL DATA

Platform Height (Raised)	7.92m	8m
Working Height	9.75m	10m
Platform Dimensions	2.44m x 1.42m	2.74m x 1.65m
Platform Extension Size	1.52m	1.2m
Overall Height (Stowed)	2.38m	2.56m
Overall Width	1.76m	1.77m
Overall Length	3.35m	3.36m

PERFORMANCE DATA

Weight	3305kg	2930kg
Platform Capacity	567kg	580kg
Platform Capacity (Extended)	136kg	136kg
Grade ability	50%	35%
Wind Speed	12.5m/s	12.5m/s
Drive Speed (Stowed)	6.1km/h	4.5km/h

TYRES: RUBBER NON-MARKING




TRANSPORT



SKYJACK SJ6832

- Excellent 4WD capabilities and fast travel speed
- A low stowed height ideal for loading tools and materials
- 1.5m roll-out extension deck can be secured in multiple positions for increased platform space and improved reach capabilities
- SKYJACK models available with pipe racks



SPECIFICATIONS

BRAND	SKYJACK	SNORKEL
Model	SJ6832	3770RT

DIMENSIONAL DATA

Platform Height (Raised)	9.7m	10.1m
Working Height	11.8m	12.1m
Platform Dimensions	2.4m x 1.44m	2.74m x 1.65m
Platform Extension Size	1.5m	1.5m
Overall Height (Stowed)	2.5m	2.7m
Overall Width	1.7m	1.77m
Overall Length	3.35m	3.36m

PERFORMANCE DATA

Weight	3655kg	3620kg
Platform Capacity	454kg	450kg
Platform Capacity (Extended)	150kg	136kg
Grade ability	40%	35%
Wind Speed	12.5m/s	12.5m/s
Drive Speed (Stowed)	6.3km/h	4.5km/h

TYRES: RUBBER NON-MARKING



TRANSPORT



SKYJACK SJ6832 RTE

- Fitted with an on-board generator to recharge the batteries, even while the machine is working
- This machine has the ability to be as versatile as an electric indoor scissor lift
- 454kg capacity

SPECIFICATIONS

BRAND SKYJACK

Model SJ6832 RTE

DIMENSIONAL DATA

Platform Height (Raised)	9.75m
Working Height	11.75m
Platform Dimensions	2.44m x 1.42m
Platform Extension	1.5m
Overall Height (Stowed Rails Up)	1.75m
Overall Width	1.72m
Overall Length	3.35m

PERFORMANCE DATA

Weight	4026kg
Platform Capacity	454kg
Platform Capacity (Extended)	227kg
Grade Ability	45%
Wind Speed	12.5m/s
Drive Speed (Stowed)	4km/h

TYRES: RUBBER NON-MARKING



TRANSPORT



SNORKEL S3970RT

- 14m reach with compact footprint
- Roll-out extension deck
- Non-marking rubber tyres

SPECIFICATIONS**BRAND****SNORKEL**

Model	S3970RT
-------	---------

DIMENSIONAL DATA

Platform Height (Raised)	11.9m
Working Height	13.9m
Platform Dimensions	2.71m x 1.65m
Platform Extension	1.2m
Overall Height (Stowed Rails Up)	2.95m
Overall Width	1.8m
Overall Length	3.4m

PERFORMANCE DATA

Weight	3790kg
Platform Capacity	350kg
Grade Ability	30%
Wind Speed	12.5m/s
Drive Speed (Stowed)	4.5km/h

TYRES: RUBBER NON-MARKING**TRANSPORT**

SKYJACK SJ8841

- Lifting capacity of 681kg
- 5.7m deck span
- Twin sliding platform extensions
- With non-marking tyres, this unit is excellent for large-scale indoor projects
- Available with pipe racks
- Drivable at full height

SPECIFICATIONS

BRAND SKYJACK

Model	SJ8841
-------	--------

DIMENSIONAL DATA

Platform Height (Raised)	12.5m
Working Height	14.5m
Platform Dimensions	3.4m x 1.7m
Platform Extension	2.3m
Overall Height (Stowed - rails up)	2.9m
Overall Width	2.3m
Overall Length	3.4m

PERFORMANCE DATA

Weight	6173kg
Platform Capacity	681kg
Grade Ability	30%
Wind Speed	12.5m/s
Drive Speed (Stowed)	4.5km/h

TYRES: RUBBER NON-MARKING



**MASSIVE
5.7M DECK
SPAN WITH
TWIN SLIDING
DESKS!**

TRANSPORT



HAULOTTE H18 SX

- Massive 18m working height
- Lifting capacity of 500kg
- Twin sliding platform extensions
- Hydraulic differential lock for improved rough terrain capability
- 35cm ground clearance ensures exceptional rough terrain performance

SPECIFICATIONS

BRAND HAULOTTE

Model	H18 SX
-------	--------


DIMENSIONAL DATA

Platform Height (Raised)	16m
Working Height	18m
Platform Dimensions	4m x 1.89m
Platform Extension	2m
Overall Height (Stowed)	2.97m
Overall Width	2.25m
Overall Length	4.18m

PERFORMANCE DATA

Weight	7300kg
Platform Capacity	500kg
Grade Ability	40%
Wind Speed	12.5m/s
Drive Speed (Stowed)	6km/h

TYRES: RUBBER NON-MARKING



TRANSPORT



Articulating Boom Lifts

DIESEL



Knuckle or Articulating Boom Lifts provide the ultimate working platform when needing to reach up and over obstacles. NC Hire offers a range of 16m - 21m lifts including some with inbuilt generators.

All boom lifts can be transported using our own fleet of trucks.



NC Hire are the New Zealand distributors for Skyjack. If you are considering purchasing either new or used please don't hesitate to call us for a quote.

16 Metre	32
18 Metre	33
21 Metre	34

COMMON NAMES

Boom Lifter, Knuckle Boom, Cherry Picker, All Terrain Lifter

SKYJACK SJ46AJ

- 16m booms are ideal for any commercial building/warehouse
- Best in class/reach for size
- Oscillating axle that can handle rough terrain
- 7KVA power to platform available
- Superior traction/all-terrain ability



SPECIFICATIONS

BRAND SKYJACK

Model	SJ46AJ
-------	--------

DIMENSIONAL DATA

Platform Height (Raised)	14.15m
Working Height	16.15m
Platform Dimensions	1.83m x 0.76m
Overall Height (Stowed)	2.07m
Overall Width (Stowed)	2.24m
Overall Length (Stowed)	6.5m
Up and Over Height	7.63m

PERFORMANCE DATA

Weight	6981kg
Platform Capacity	227kg
Power to Basket (Subject to availability)	7KVA
Grade Ability	45%
Wind Speed	12.5m/s
Drive Speed (Stowed)	7.7km/h



TYRES: RUBBER NON-MARKING

TRANSPORT



SKYJACK SJ51AJ

- The SJ51 offers greater reach than the SJ46's while maintaining the same compact chassis
- 7.63m up and over height
- Compact, fast machines
- 7KVA power to platform available



SPECIFICATIONS

BRAND SKYJACK

Model	SJ51AJ
-------	--------

DIMENSIONAL DATA

Platform Height (Raised)	15.5m
Working Height	17.5m
Platform Dimensions	1.83m x 0.76m
Overall Height (Stowed)	2.07m
Overall Width (Stowed)	2.24m
Overall Length (Stowed)	7.25m
Up and Over Height	7.63m

PERFORMANCE DATA

Weight	7316kg
Platform Capacity	227kg
Power to Basket (Subject to availability)	7KVA
Grade Ability	45%
Wind Speed	12.5m/s
Drive Speed (Stowed)	7.7km/h

TYRES: RUBBER NON-MARKING



TRANSPORT



SKYJACK SJ63AJ

- A unique knuckle arrangement provides the operator with 12.19m of horizontal reach
- Oscillating axle and superior traction control ensures performance on the toughest terrains
- 7KVA power to platform available



SPECIFICATIONS

BRAND

SKYJACK

Model	SJ63AJ
-------	--------

DIMENSIONAL DATA

Platform Height (Raised)	19.4m
Working Height	21.4m
Platform Dimensions	2.4m x 0.91m
Overall Height (Stowed)	2.54m
Overall Width (Stowed)	2.44m
Overall Length (Stowed)	9.14m
Up and Over Height	8.38m

PERFORMANCE DATA

Weight	9752kg
Platform Capacity	227kg
Power to Basket (Subject to availability)	7KVA
Grade Ability	45%
Wind Speed	12.5m/s
Drive Speed (Stowed)	7.3km/h



TYRES: RUBBER NON-MARKING

TRANSPORT



Trailer Booms

ELECTRIC/PETROL



Trailer Booms or Cherry Pickers are ideal for both indoor and outdoor applications where access into small areas is paramount.

Towing by car makes these machines a very affordable option for short term jobs.

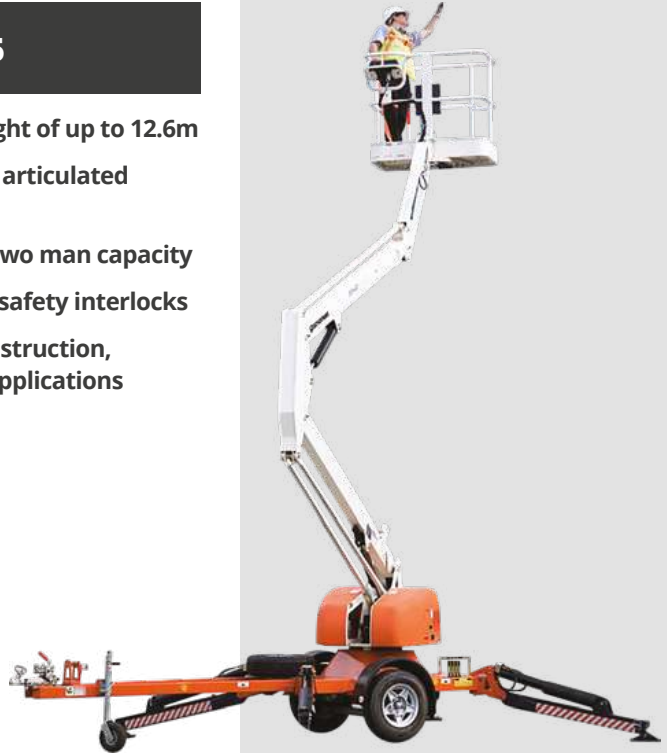
12 Metre Electric/Petrol	36
15 Metre Petrol	37

COMMON NAMES

Knuckle Boom, Cherry Picker, Towable Trailer Boom

SNORKEL MHP 13/35

- Safe and stable working height of up to 12.6m
- Heavy duty trailer mounted articulated boom lift
- Robust steel platform with two man capacity
- Easy to use outrigger/boom safety interlocks
- Ideal for a wide range of construction, building and maintenance applications



SPECIFICATIONS

BRAND SNORKEL

Model	MHP 13/35
-------	-----------

DIMENSIONAL DATA

Working Height	12.6m
Horizontal Reach	5.6m
Lift Capacity	227kg
Platform Dimensions	0.78m x 1.25m
Industry Leading Working Envelope	
Fitted with Jib Boom	
Self-leveling Platform	
Hydraulic Outriggers	
540° Non-continuous Turntable Rotation	



TRANSPORT



SNORKEL MHP 15HD

- Working height of up to 14.8m
- Heavy duty trailer mounted articulated boom lift
- Superb and efficient engine for a smooth and accurate response
- Easy to use outrigger/boom safety interlocks
- Ideal for a wide range applications
- Petrol powered

SPECIFICATIONS

BRAND SNORKEL

Model MHP 15HD

DIMENSIONAL DATA

Working Height 14.8m

Horizontal Reach 7m

Lift Capacity 227kg

Platform Dimensions 0.77m x 1.24m

Industry Leading Working Envelope

Fitted with Jib Boom

Self-leveling Platform

Hydraulic Outriggers

540° Non-continuous Turntable Rotation



TRANSPORT



Introducing Hire to Buy!

Have you thought about our popular **Hire to Buy** option?

This allows you to take our quality equipment for a fixed term with no obligation to purchase. Simply, when you have experienced for yourself the superior performance and higher productivity our excellent equipment has to offer and you wish to purchase, a percentage of your rental payments become a down payment on your machine!

The Benefits Include:

- 100% of rental payments are tax deductible
- Try before you buy!
- All machines maintenance costs are included in the rental price
- NC Hire will carry out servicing work on machines while in hire period, and provide free 6 Monthly Certifications
- Grow your business with minimal outlay



Talk to us about Hire to Buy...
0800 624 473 or 021 854 118

Attachments



NC Hire has a range of attachments to fit our SKYJACK Equipment. Ideal for making your hired machine a more versatile package to suit your application.

With correct and safe use, these are guaranteed to improve productivity by freeing up deck space.

NC Hire reserves the right to change the details and specifications of these attachments at any time to match the manufacture's current guidelines and recommendations, for the safety of our customers. It is essential that you get these details confirmed before carrying out work to ensure you have the latest information.

DC Light Duty Pipe Rack	40
DC Heavy Duty Pipe Rack	41
RT Heavy Duty Pipe Rack	42
DC Board Carrier	43

DC LIGHT-DUTY

Skyjack's light-duty pipe rack is designed for maximizing platform work space without sacrificing on productivity. Available on all DC scissor lifts, the pipe rack is an ideal aid for plumbers, electricians and maintenance workers who want to organize platform materials without limiting machine movement within tight spaces. Mounted on opposite ends of the platform, the pipe rack supports a rated load of 23 kg or 45 kg depending upon machine model.



**MAXIMISE
YOUR
PLATFORM
WORKSPACE!**

SPECIFICATIONS

	SJ 3219	SJ 4626	SJ 4632
Rated work load on pipe rack	23 kg	45 kg	45 kg
Total rated work load including load on pipe rack	220 kg 1 person	227 kg 2 persons	227 kg 1 person
Max wind speed	0 m/s	0 m/s	0 m/s



DC HEAVY-DUTY

Designed, tested and certified by Skyjack for work applications where carrying capacity is critical, the heavy-duty pipe rack is the ideal attachment for a safe and secure solution. Mounted at the rear of the platform for optimized platform space, the heavy-duty pipe rack has a large work load.



PERFECT FOR FIRE PROTECTION INSTALLERS

Neoprene strip prevents material damage and limits vibration

Two U-brackets are used to mount over the platform railings. The brackets are clamped together with nuts and bolts to keep the rack secured

Durable nylon straps to keep load secure

Mounted on the main platform of the machine. The weight of the pipes are channeled through to the base of the rack, to achieve a high capacity rated load



SPECIFICATIONS

	SJ 3219	SJ 4626	SJ 4632
Rated work load on pipe rack	45 kg	72kg	84 kg
Total rated work load including load on pipe rack	185 kg 1 person	415 kg 1 persons	227 kg 1 person
Max wind speed	9.4 m/s	9.4 m/s	9.4 m/s
Max manual force	200 N	200 N	200 N

RT HEAVY-DUTY

Ideal for HVAC, plumbing and fire sprinkler installation, this heavy-duty pipe rack is designed for durability and sturdiness. The pipe rack provides a high capacity with a rated load up to 320 kg (varies by model) and 40 cm diameter pipes, providing a secure, safe and productive solution.



MEET YOUR SAFETY REQUIREMENTS

Neoprene strip prevents material damage and limits vibration

Durable nylon straps to keep load secure

Mounted on the main platform



Holder to carry spools with sizes up to 350 mm diameter by 150 mm wide. A fixed eccentric cap keeps the spool secure and prevents sliding off



U-brackets are used to mount over the platform railings. The brackets are clamped together with nuts and bolts to keep the rack secured

SPECIFICATIONS

	SJ6826 RT	SJ6832 RT	SJ8841 RT
Related work load on pipe rack per pair on supports	205 kg	205 kg	205 kg
Platform total capacity including load on pipe rack	567kg 2 persons	454 kg 1 person	560 kg 2 person
Max wind speed	12.5m/s	12.5m/s	12.5m/s
Max manual force	400 N	200 N	400 N

DC BOARD CARRIER

Maximise productivity with Skyjack's easily installed Board Carrier. Available on all DC scissor lifts, the Board Carrier is designed specifically for applications that require holding and lifting sheet materials. A safe and simple solution, the Board Carrier makes lifting material easier, less strenuous and quicker, while leaving the platform free for tools, other light materials and personnel.



**MAXIMISE
YOUR
PLATFORM
WORKSPACE!**



SPECIFICATIONS

	SJ 3219	SJ 4626	SJ 4632
Rated work load on board carrier	45 kg	45 kg	45 kg
Total rated work load including load on board carrier	206 kg 1 person	433 kg 2 persons	297 kg 1 person
Max wind speed	0 m/s	0 m/s	0 m/s

Construction





Excavators	47
Wheeled Loaders	53
Tracked Loaders	55
Rollers	57
Wheeled Dumpers	63
Tracked Dumpers	67
Graders	71
Sweepers	73
Compaction	75
Lighting Towers	79
Power Generation	81
Highway Trucks	82
Water Carts	87
Attachments	91
Construction Tools	97

“ NC Hire have been a great asset to our business as we grow. They provide very quick and efficient service with good quality equipment that ensures our work sites run smoothly without hiccup. Recommended!



Excavators



NC Hire has a large Range of Excavators from 1T - 14T in our fleet ready to meet your requirements.

All Equipment remains modern and highly maintained guaranteed to improve your efficiency.

The latest Tier 4 Engines deliver superior power for their size whilst saving you fuel and reducing environmental impact.

Mini Excavators	48
Compact Excavators	49
Medium Excavators	50
Large Excavators	51

COMMON NAMES

Digger, Back Hoe



DETAILS

Our specialist range of mini excavators include the 800kg and 1200kg machines, making these ideal for extremely tight jobs or projects where they could be air-lifted to an inaccessible location.



SPECIFICATIONS (TRAIERED)

OPERATING WEIGHT (T)	DIGGING DEPTH (MM)	WIDTH (MM) (EXPANDED)	TRANSPORT
1	1400	680	
1.2	1950	1000	

BENEFITS

- **Purpose Built Trailer** - Get machines to remote locations.
- **Rubber Tracks** - Less disturbance to ground.
- **Slew Boom** - Access areas up against structures.
- **Blade** - Can be used for levelling.
- **Zero Tail Swing** - Allows work in confined spaces.

ATTACHMENTS (refer p93-98)








DETAILS

We can supply a range of compact trailered excavators from 1.7T - 2.5T in our fleet ready to meet your requirements.

Trailered excavators can be towed with suitable vehicles, making them ideal for smaller scale projects.

SPECIFICATIONS (TRAILED)

OPERATING WEIGHT (T)	DIGGING DEPTH (MM)	WIDTH (MM) (EXPANDED)	TRANSPORT
1.7	2200	1280	
2	2440	1380	
2.5	2745	1500	

BENEFITS

- **Tilt Bucket** - Allows operator to shape areas.
- **Purpose Built Trailer** - Get machines to remote locations.
- **Rubber Tracks** - Less disturbance to ground.
- **Slew Boom** - Access areas up against structures.
- **Blade** - Can be used for levelling.
- **Zero Tail Swing** - Allows work in confined spaces.

ATTACHMENTS (refer p93-98)





DETAILS

Our medium range of excavators include from 3.5T - 10T.

Available with a wide range of attachments and array of safety features make these ideal for your work site.

SPECIFICATIONS

OPERATING WEIGHT (T)	DIGGING DEPTH (MM)	WIDTH (MM)	TRANSPORT
3.5	3300	1740	
5.5	3980	1990	
8	4400	2270	
10	4530	2320	

* Where available

BENEFITS

- **Tilt Bucket** - Allows operator to shape areas.
- **Rubber Tracks** - Less disturbance to ground.
- **Air Conditioned Cabs*** - Operate in all elements.
- **Quick Hitch** - Quick and safe connection of attachments.
- **Slew Boom*** - Access areas up against structures.
- **Blade** - Can be used for levelling.

ATTACHMENTS (refer p93-98)






DETAILS

Our range of large Komatsu and Sumitomo excavators are suitable for bulky projects where extra power and size is required.



SPECIFICATIONS

OPERATING WEIGHT (T)	DIGGING DEPTH (MM)	WIDTH (MM)	TRANSPORT
14	5900	2490	

BENEFITS

- **Tilt Bucket** - Allows operator to shape areas.
- **Steel Tracks** - Additional traction on slippery slopes.
- **Air Conditioned Cabs** - Operate in all elements.
- **Quick Hitch** - Quick and safe connection of attachments.
- **Blade** - Can be used for levelling.
- **NZ Road Registered** - Legally work on and around roads.

ATTACHMENTS (refer p93-98)





KOMATSU

WA

REHIRE

Wheeled Loaders



NC Hire has an extensive range of Articulated Wheeled Loaders.

Wheeled/Articulating Loaders are excellent workhorses on site for carting of all kinds of materials.

Wheeled Loaders

54

COMMON NAMES

Front Loader, All Terrain Loader



DETAILS

Our range of Articulated Wheeled Loaders for 2-8T will see your small to medium site requirements covered.

Our Wheeled Loaders are fitted with Universal Hitches to fit a wide range of attachments, making them an essential tool on the job site.

SPECIFICATIONS

OPERATING WEIGHT (T)	BUCKET CAPACITY (M ³)		TRANSPORT
	Normal	Heaped	
2	-	0.25	
4	0.45	0.5	
6	0.75	1.25	
8	1.05	1.8	

BENEFITS

- **Large Rubber Flotation Tyres** - Maximum traction.
- **Cabbed/Non-cabbed** - Choose a machine that suits you.
- **NZ Road Registered** - Legally work on and around roads.

ATTACHMENTS (refer p93-98)



Tracked Loaders



NC Hire has an extensive range of Tracked Loaders.

Track Loaders are perfectly suited on loose, muddy and uneven sites and are designed to conquer the harshest of terrain.

Tracked Loaders

56

COMMON NAME



Skid Steer



DETAILS

Tracked Loaders deliver best-in-class bucket breakout force, lifting capacity, outstanding stability and a wide and comfortable operator area. An essential tool for any demanding site.

SPECIFICATIONS


OPERATING WEIGHT (T)	BUCKET CAPACITY (M ³)	TRANSPORT
2	0.3	
4	0.5	

* Where available

BENEFITS

- **Enclosed/Air Conditioned Cab*** - Operate in all elements.
- **Rubber Tracks** - Less disturbance to ground.
- **Quick Coupler** - Quick and safe change of attachments.
- **Working Lights** - Work when it suits you.
- **4 in 1 Bucket** - Extremely versatile attachment.

ATTACHMENTS (refer p93-98)



Rollers



Our large range of Rollers are suitable for the smallest to largest jobs, including Vibrating Rollers from 500kg to 8000kg.

Remote Control Rollers	58
Pedestrian Rollers	59
Double Drum Rollers	60
Combination Rollers	61
Construction Rollers	62

COMMON NAMES

Compactor, Wacker



DETAILS

These rollers feature an articulating joint which increases manoeuvrability while a low centre of gravity improves stability. Safety features include operator alert of any close persons/objects. The sheepfoot drum design acts also to provide traction.

SPECIFICATIONS

WEIGHT (KG)	WIDTH (MM)	COMPACTION RATING (KN)	TRANSPORT
1500	820	75	

BENEFITS

- **Removable Side Rollers** - Get into narrower trenches.
- **Large Lifting Point** - Easily and safely lower into trenches.
- **Latest Safety Features** - Ensures your crew stay safe in trenches.
- **Powerful Diesel Engine** - Power through the toughest conditions.






DETAILS

Ideal for asphalt compaction due to the high frequency and a specially bevelled drum edge to ensure a perfect 'line free' job.

BENEFITS

- **Water Tank/Bevelled Edge** - Allows for a perfect finish.
- **Trailer Ability** - Tow away yourself to the job site.

SPECIFICATIONS

WEIGHT (KG)	WIDTH (MM)	COMPACTION RATING (KN)	TRANSPORT
430	900	12.5	



DETAILS

Featuring the latest technology with automatic water control and vibration.

Consistently updating our fleet to keep an average age of 2 years means your perfect finish can always be achieved.

SPECIFICATIONS

WEIGHT (KG)	WIDTH (MM)	COMPACTION RATING (KN)	TRANSPORT
1500	800	15.6	
1700	1000	17.8	
2500	1200	37	
4000	1485	36	

BENEFITS

- **Large Capacity Fuel and Water Tanks** - Full day operation creating greater efficiency.
- **Multi-position Seat** - Allows operator to position seat for optimal operation.
- **Auto-start Vibration** - Delivers a perfect finish and eliminates risk of damage to surface.





DETAILS



Our range of Combination Rollers feature a front-mounted vibration drum and rear-mounted pneumatic tyres, ideal for mid-sized projects.

Featuring the latest technology with automatic water control and vibration.

BENEFITS

- **Multi-position Seat** - Allows operator to position seat for optimal operation.
- **Working LED Lights** - Work when it suits.
- **Folding ROPs and Canopy** - Access low height areas.
- **Inbuilt Sprinkler System** - Achieve maximum compaction and control dust.

SPECIFICATIONS

WEIGHT (KG)	WIDTH (MM)	COMPACTION RATING (KN)	TRANSPORT
2600	1200	52/32	
4000	1400	33.9	





DETAILS

Our range of Compact Construction Rollers feature front mounted Vibrating Drums and rear drive tyres.

Fitted with ROPS Cabins and the latest compaction technology, these are ideal for medium roading contracts or even large scale commercial projects.

BENEFITS

- **Spacious Cabin** - Be comfortable 24/7 with acoustic and vibration insulation.
- **No-spin Axles, 100% Self-locking** - Keep continuous ground contact even on highly uneven surfaces.
- **Environmentally Friendly Engine Technology** - Saves up to 30% fuel and makes for a quieter work environment.

SPECIFICATIONS

WEIGHT (KG)	WIDTH (MM)	COMPACTION RATING (KN)	TRANSPORT
7800	1820	112/74	

Wheeled Dumpers



Wheeled Dumpers are a convenient way to shift material around your site.

NC Hire has a range of wheeled dumpers to suit all kinds of materials, site conditions and terrain.

Compact Wheeled Dumpers	64
Large Wheeled Dumpers	65

COMMON NAMES

Dumpy, Swivel Dumper, Site Dumper, Thwaites, Front Dumper





DETAILS

Our range of compact dumpers have so many great features and are a perfect way to get material around tight sites and residential areas.

Both machines can come on a trailer making them very versatile and a convenient for short term projects.

SPECIFICATIONS

MAX CAPACITY (T)	OPERATING WEIGHT (T)	WIDTH (M)	SKIP	TRANSPORT
1	1.3	1.15	High Tip	
3	2.3	1.86	Swivel	

BENEFITS

- **Large Flotation Tyres** - Minimal ground disturbance and maximum traction.
- **High Ground Clearance** - Built to handle rough terrain.
- **Folding ROPS Frame** - Access low height areas.

**TIP INTO
A TRUCK
WITH THE 1T
DUMPER!**





DETAILS

Articulated Wheeled Dumpers are ideal for soft and rough terrain. All Dumper units feature swivel skips allowing maximum efficiency on site.

BENEFITS

- **Large Flotation Tyres** - Minimal ground disturbance and maximum traction.
- **High Ground Clearance** - Built to handle rough terrain.
- **Folding ROPs Frame** - Access low height areas.

SPECIFICATIONS

MAX CAPACITY (T)	OPERATING WEIGHT (T)	WIDTH (M)	SKIP	TRANSPORT
6	4.3	2.2	Swivel	
9	4.7	2.5	Swivel	





Tracked Dumpers



Our range of mini and compact sized Tracked Dumpers have proved very popular in areas with poor ground conditions, and extra traction is required.

Featuring swivel tip, these will get material into locations other machines never will!

Mini Tracked Dumpers	68
Compact Tracked Dumpers	69

COMMON NAMES

Tracked Dumpy, Tippers, Maggot



DETAILS

Our range of Mini Dumpers are perfect for small, tight sites and extremely versatile with a 3 Way tip system.

BENEFITS

- **Rubber Tracks** - Allows for maximum traction.
- **3 Way Tip** - Get your material where you need it.
- **Folding ROPs Frame** - Access low height areas.

SPECIFICATIONS

CAPACITY (T)	WIDTH (MM)	SKIP	TRAVEL SPEED (KM/H)	TRANSPORT
1.2	950	3 way	5.5	



DETAILS

Our range of Compact Dumpers are perfect for tight areas and/or rough ground conditions.

A fast travel speed and swivel skip means these are very versatile in varying conditions.

BENEFITS

- **Rubber Tracks** - Allows for maximum traction.
- **Tip/Swivel** - Get your material where you need it.



SPECIFICATIONS

CAPACITY (T)	WIDTH (MM)	HEIGHT (MM)	SKIP	TRAVEL SPEED (KM/H)	TRANSPORT
2.5	1500	2310	Swivel	11	



Graders



Our range of Graders includes our medium sized Tractor Grader.

Keep an eye out as we look to increase our size and range of graders.

Tractor Grader

72

COMMON NAMES

Mid Mount Grader, Grader Blade, Tractor Grader, Finishing Blade




DETAILS

Brand new to our fleet is the mid-mount tractor grader c/w laser features.

Having a 2.4m mid-mounted fully hydraulic controlled blade, makes this perfect for small to medium civil projects, including car parks where tight variances are required.

SPECIFICATIONS

WEIGHT (KG)	WIDTH (MM)	LENGTH (MM)	TRANSPORT
4500	2000	3730	

BENEFITS

- **4WD/8 Speed Transmission** - Powerful and precise machine control for a perfect finish.
- **Hydraulic slew/shift and Crowd blade** - Superior control of material.
- **NZ Road Registered** - Move around from site to site.

**NEW TO
OUR FLEET!**

Sweepers



Sweepers are an excellent option for a wide variety of tasks and make quick work of cleaning up large areas.

Tractor Road Sweeper

74

COMMON NAMES

Tractor Broom/Sweeper, Power Broom, Duster



DETAILS


With a fully enclosed, air tight and conditioned cabin, these brooms are perfect for chip sealing projects or site sweeps.

This machines includes all the latest features including improved broom functions and a float control for reduced brush wear. Available with trailer for added versatility!

BENEFITS

- **2WD/Turf Tyre Option** - Dramatically improves turning circle and reduces wear on new surface.
- **Air Tight/Conditioned Cabin** - Keeps the operator comfortable and free from dust and debris.
- **NZ Road Registered** - Move around site to site.
- **Full Site compliant** - Complete with reverse beeper and emergency stop.

SPECIFICATIONS

WEIGHT (KG)	WIDTH (MM)	LENGTH (MM)	ROAD SPEED (KM/H)	TRANSPORT
1100	2100	3900	18	

Compaction



Our large range of Compaction Equipment includes Vibrating Plate Compactors from 45kg-500kg, suitable for the smallest to largest jobs.

Trench Rammers	76
Plate Compactors	77

COMMON NAMES

Wacker, Rammer, Plate, Jumping Jack



DETAILS

Trench Rammers / Jumping Jacks are ideal for compacting material where space is tight around obstacles.

BENEFITS

- **Ergonomic Handles** - Less strain over longer periods.
- **Fuel Efficient** - Save on fuel and money.
- **Range of Pad Sizes** - Great for different sized projects.

SPECIFICATIONS




WEIGHT (KG)	WIDTH (MM)	COMPACTION RATING (KN)	TRANSPORT
60	28	13	
70	30	15	



DETAILS

Our Vibrating Plate Compactors include the smallest push along units to the self propelled units.

SPECIFICATIONS

WEIGHT (KG)	WIDTH (MM)	COMPACTION RATING (KN)	TRANSPORT
50	350	10	
60	350	15	
100	450	20	
350	600	45	
400	600	50	
480	650	60	

BENEFITS

- **Ergonomic Handles** - Less strain over longer periods.
- **Fuel Efficient** - Save on fuel and money.



Introducing Hire to Buy!

Have you thought about our popular **Hire to Buy** option?

This allows you to take our quality equipment for a fixed term with no obligation to purchase. Simply, when you have experienced for yourself the superior performance and higher productivity our excellent equipment has to offer and you wish to purchase, a percentage of your rental payments become a down payment on your machine!

The Benefits Include:

- 100% of rental payments are tax deductible
- Try before you buy!
- All machines maintenance costs are included in the rental price
- NC Hire will carry out servicing work on machines while in hire period, and provide free 6 Monthly Certifications
- Grow your business with minimal outlay



You could
SAVE
Thousands!

Talk to us about Hire to Buy...

0800 624 473 or **021 854 118**

Lighting Towers

When you need to illuminate a large area, our range of Lighting Towers are up for the task. These robust, durable and super heavy duty towers are suitable to be towed to site and simple to operate.



Residential - LED

80

COMMON NAMES

Tower Light, Mobile Light



DETAILS


Designed to tackle metro, construction and civil projects, the X-ECO can be efficiently transported behind a vehicle and comes complete with hydraulic mast raise, light tilt, and 340 degree mast rotation.



BENEFITS

- **Extremely Quiet Diesel Engine** - Work in built-up residential areas.
- **Simple Operation** - Easy to operate and use.
- **Light Tilt/Mast Rotation** - Get the light exactly where required.
- **On/Off Timer** - Set it to switch on when dark.
- **9m Mast** - Get light exactly where required.

SPECIFICATIONS

NUMBER OF LIGHTS	TYPE OF LIGHTS	TOTAL LIGHT OUTPUT (SQM)	WEIGHT (KG)	TRANSPORT
6	150W LED	3800	920	

Power Generation

Turn over to see our recently expanded range of onsite power generation options. Available to suit nearly any small to medium project, we have generator's available on trailers or skids for more long term projects. Watch this space as we look to further grow our offering.

Power Generators

82

COMMON NAMES







Power Generators, Power Gens, Standby Generator's, Diesel Power



DETAILS

New to our fleet is our range of portable and trailered diesel generators from 20-60kva. Offering a near new fleet, we can guarantee improved fuel savings and excellent power sources.

SPECIFICATIONS

KVA	CONFIGURATION	FUEL	TRANSPORT
3	Single Phase	Petrol	
7	Single Phase	Petrol	
10	Single Phase	Petrol	
20	3 Phase	Diesel	
40	3 Phase	Diesel	
60	3 Phase	Diesel	

BENEFITS

- **Trailered/Skid Mounted** - Quick and easy to set up for instant power.
- **Improved fuel consumption** - Lower fuel usage and save \$\$.
- **Available with variety of outlets** - Get the confirmation that will suit your needs.



Highway Trucks



Our Highway Trucks range from 5T to 8T. All units have tipping capability and are in near-new condition. Most of our trucks are complete with tow-bars and drainage chutes. Additional extras can be added upon booking confirmation.

With NC Hire you have the choice of putting your company logo on your hired units.

Mini Tippers	84
Medium Tippers	85

COMMON NAMES

Dumper, Dump Truck, Tip Truck



DETAILS

We have variety of car licence makes/models available for hire in near-new condition.

The perfect truck for small projects where drivers don't hold a Class 2 licence.



SPECIFICATIONS

CAPACITY (T)	DETAIL
3	Tipper, Drawbar, 2m ³ Volume

BENEFITS

- **Solid, Reliable Brands** - NC Hire only operates tried and proven brands that will keep you productive.
- **Customizable** - Tell us about your requirements and we'll partner together to deliver a truck suited for you needs.
- **Latest Technology** - Improved fuel economy and the latest safety features.
- **Automatic Transmission** - Simple and easy to drive and operate.



DETAILS

We have variety of Class 2 makes/models available for hire in near-new condition.

Also available with Water Cart attachments (see Trucked Water Carts - page 91).



SPECIFICATIONS

CAPACITY (T)	DETAIL
5	Tipper, Swing Tailgate with Chute, Drawbar
8	Tipper, Swing Tailgate with Chute, Drawbar

BENEFITS

- **Solid, Reliable Brands** - NC Hire only operates tried and proven brands that will keep you productive.
- **Customizable** - Tell us about your requirements and we'll partner together to deliver a truck suited for you needs.
- **Latest Technology** - Improved fuel economy and the latest safety features.
- **GPS Tracking** - NC Hire can take care of your fleet with comprehensive tracking systems.
- **Versatility** - Ideal for excavator cartage and drainage contractors, with drainage chutes and tie-down points.
- **TSL** - Ensure you have your TSL where applicable.

Long Term Rentals

Customise
our machines
with your own
company logo!

We work with you to provide solutions to your long term rental requirements. Our industry knowledge and experience means we understand what you need.

Your Benefits Include

- Improve your Company Image
- Competitively priced
- Fully serviced and maintained
- Modern machinery
- Variety of attachments available
- Brand the machine with your company logo
- Access to Dedicated Account Manager - 24/7



Call us for more information...

0800 624 473 or **021 854 118**

Water Carts



NC Hire has a range of small to medium Water Carts to tackle your dust suppression requirements. Our popular Trailered units are ideal for small/compact projects with the Trucked units being suitable for commercial and roading projects.

Trailered	88
Trucked	89

COMMON NAMES

Dust Suppression Unit (DSU)



DETAILS

These popular 2000L Trailered Water carts are perfectly suited for small/compact projects for both dust suppression and compaction needs.

Complete with an inlet hose, these can be refilled from nearly any water source. Also suitable for cleaning machinery with the spray hose.

SPECIFICATIONS

CAPACITY (L)	FILLED WEIGHT (KG)	SPREAD (Approx)
2000	2500	10-15m

BENEFITS

- **15m Hose Reel** - Ideal for spot spraying.
- **Dust Suppression Bar** - Controlled from the vehicle headlamps makes it ideal for medium sized projects.
- **Inlet Hose** - Fill up from most water sources.





DETAILS

Available in the fleet is a range of Water Carts to fit our Class Two Trucks as an attachment. Comes complete with in-cab controls, baffle system and hose reel.

Offers the opportunity to use the truck for twin purpose - with or without Water Cart attachment.

SPECIFICATIONS

CAPACITY (L)	ENGINE	NOZZLES
6000	Petrol	3 Adjustable Outputs

BENEFITS

- **Inlet Hose** - Fill up from creeks, open water sources.
- **In-Cab Controls** - Control flow without leaving the cab.
- **Hose Reel** - Ideal for small tasks with exact water placement.





Attachments



NC Hire can supply a huge range of attachments to suit our Excavators and Loaders, making them a versatile package suitable for a variety of tasks.

Look out for the icons in the excavator and loader sections to see what attachments are available for your excavator or loader.

Excavator	92
Loader	93



RIPPER

Single Leg Rippers suitable for Root Removal.

To Fit 1.7 - 14T



CONCRETE BREAKER

Hydraulic Concrete Breakers suitable for breaking concrete or similar.

To Fit 0.8 - 14T



AUGER UNIT

Hydraulic Auger Units ideal for drilling holes in difficult areas.

To Fit 0.8 - 10T

Drill Bits 150 - 800mm





MULTI GRAB

Hydraulic Operated Bucket with thumb like arm, suitable for tree, demolition and rock work.

To Fit 1.7 - 14T



TILT BUCKET

Tilt Buckets are standard on all excavators making shaping or precise movements a breeze.

To Fit 1.7 - 14T



ROOT RAKE

Root Rake suitable for tree work/ demolition.

To Fit 8 - 14T





FORK

Industrial Forks make an ideal choice for shifting pallets or materials around on site.



AUGER UNIT

Augers are excellent for large scale boring tasks, with accurate control and clear visibility.

Drill Bits 150 - 600mm



LANDSCAPE RAKE

Harley Rakes have the ability to transform many rough areas into levelled, tidy areas!





4 IN 1 BUCKET

4 in 1 Buckets are ideal for levelling material and also acting as a grab.



6 WAY DOZER BLADE

6 Way Hydraulic Dozer blade makes short work of areas which require cleaning and shaping work.



ACCUMULATOR BROOM

Hydraulically operated 1.8m broom will have large areas cleaned in no time. Double way broom means you have freedom to push or pull material.





GRAB BUCKET

Ideal for light tree work with hydraulically operated front grab.



*Available on Request



CHAIN TRENCHER

Available with a range of tooth designs means you get the job done no matter what environment you're working in. Comes with precision depth control skid.



*Available on Request



Can't see what you're looking for?

We're always keen to add more equipment and attachments to our fleet.

CALL US TODAY! 0800 624 473

Construction Tools

NC Hire can supply a range of small hand-held Construction Tools, meaning we can be your one-stop-shop for civil projects.



Concrete Equipment	98
Pumps	99
Air Compressors	100
Laser Equipment	100



CONCRETE BREAKERS/DRILLS

Our range of powerful medium to large hand-held Concrete Breakers and Drills are suitable for areas where large machines can't access.

Variety of Chisels are available for the Breakers.



CONCRETE SAWS

Our range of Concrete Saws can come complete with carts and dust suppression tanks upon request.

Available with cart.



POWER TROWELS

Our range of concrete Power Trowels make quick work of any small to medium sized project.



CONCRETE VIBRATORS

Our range of Concrete Vibrators are available with multiple sized spuds.



CONCRETE MIXERS

Our range of large bowl mixers are petrol-powered and towable to site.



PUMPS

Our range of Petrol Powered Pumps include:

- 3' Fresh Water Pumps
- 2' Full Trash Pumps
- Inlet Hoses



AIR COMPRESSORS

Our range of small to medium compressors are suitable to run tools on remote sites.



LASER EQUIPMENT

Our range of laser equipment includes equipment for small to medium projects.



Can't see what you're looking for?

We're always keen to add more equipment and attachments to our fleet.

CALL US TODAY! 0800 624 473



Materials Handling





Telehandlers	105
Forklifts	109

“ *The communication throughout made the experience extremely easy and enjoyable. I was very happy with the condition of the machine. It had been well groomed and well looked after. It was fair to say I was pleasantly surprised when it arrived, as it was in immaculate condition.*






Telehandlers

NC Hire now offer Telehandlers in our Materials Handling Division. We have invested in Brand New Manitou Equipment and offer a number of approved and regulated attachments for added versatility.

Telehandlers are great for a huge range of tasks and are very fast becoming popular on medium to large infrastructure and civil projects. Find out today how we can make your next project more efficient with one of these on site!

Attachments Guide

Forks	Bucket	Lifting Hook
		

9 Metre Telehandler	106
---------------------	-----

13 Metre Telehandler	107
----------------------	-----

18 Metre Telehandler	108
----------------------	-----



MANITOU MT932

The compact 9m/3.2T Telehandler range is an ideal machine for construction sites where you will find this useful for unloading trucks and shifting pallets of materials safely.

With a fully enclosed cab and all the latest features, your operators will appreciate a very versatile machine.

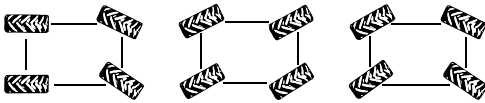
SPECIFICATIONS

BRAND	MANITOU
Model	MT932


PERFORMANCE DATA

Max. Capacity	3200kg
Max. Lifting Height	9m
Max. Outreach	6.35m
Unladen Weight	7145kg
Transport	

Steering Modes

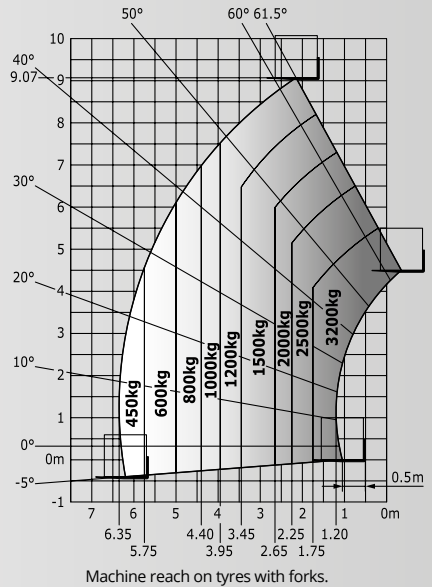


4 Wheel Steer - 3 Steering Modes

Attachments (refer p93)	
-------------------------	---



FULL SPECS AND BENEFITS AVAILABLE ON REQUEST



MANITOU MT1335

The medium sized 13m/3.5T Telehandler range is an ideal machine for construction sites where you will find this useful for unloading trucks, shifting pallets of materials and occasional lifting with the Lifting Hook.

Featuring the Manitou 'JSM' System, operators will easily and quickly familiarise themselves with the Palm Control System so you are working sooner.


Also fitted with stabilisers for extra stability during lifting tasks.

SPECIFICATIONS

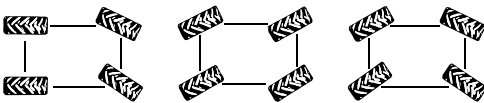
BRAND MANITOU

Model	MT1335
-------	--------

PERFORMANCE DATA

Max. Capacity	3500kg
Max. Lifting Height	12.55m
Max. Outreach	8.75m
Unladen Weight	8800kg
Transport	

Steering Modes

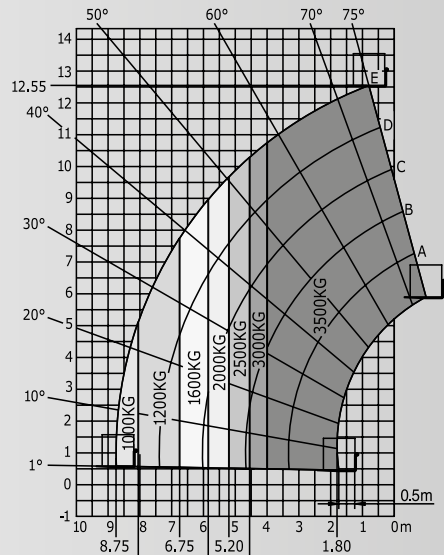


4 Wheel Steer - 3 Steering Modes

Attachments (refer p93)



FULL SPECS AND BENEFITS AVAILABLE ON REQUEST



Machine reach on stabilisers with forks.



MANITOU MT1840

The large sized 18m/4T Telehandler range is an ideal machine for large constructions sites where you will find this useful for unloading trucks, shifting pallets of materials and a variety of other tasks.

Featuring the Manitou 'JSM' System, operators will easily and quickly familiarise themselves with the Palm Control System so you are working sooner.

Also fitted with stabilisers for extra stability during lifting tasks.

FULL SPECS AND BENEFITS AVAILABLE ON REQUEST


LARGER UNITS AVAILABLE ON REQUEST



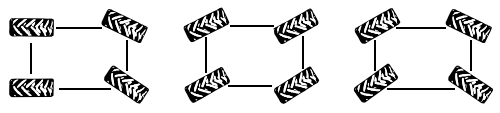
SPECIFICATIONS

BRAND	MANITOU
Model	MT1840

PERFORMANCE DATA

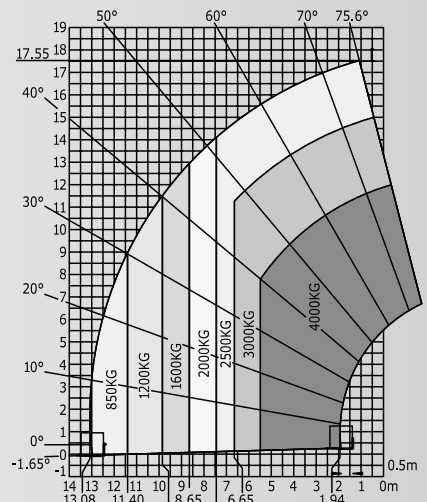
Max. Capacity	4000kg
Max. Lifting Height	17.55m
Max. Outreach	13.08m
Unladen Weight	11700kg
Transport	

Steering Modes



4 Wheel Steer - 3 Steering Modes

Attachments (refer p93)	
-------------------------	---



Machine reach on stabilisers with forks.



Forklifts



Rough Terrain Forklifts are a brand new additions to the fleet to complement our Materials handling range of telehandler's. perfectly suited for sites where a smaller machine is needed for tasks, too small for a telehandler or similar.

Keep an eye out as we look to increase our size and range of these Rough Terrain Forklifts.

2.5T RT Diesel Forklift

110

ROUGH TERRAIN FORKLIFT

Our rough terrain forklifts are tough, compact forklifts with a two-wheel drive system. The forklift is based on a conventional forklift, but built for rough terrain performance.



SPECIFICATIONS

BRAND MAXIMAL

Model	FD25 4x4
-------	----------

DIMENSIONAL DATA

Lift Height	3000mm
Length to Face of Fork (without Forks)	3066mm
Overall Width	1450mm
Mast Lowered Height	2350mm
Mast Extended Height (with Backrest)	4170mm
Overhead Guard Height	2256mm
Turning Radius (Outside)	2780mm
Min. Right Angle Stacking Aisle Width (Add Load Length and Clearance)	4706mm

WEIGHT/PERFORMANCE DATA

Rated Capacity	2500kg	
Self Weight	4830kg	
Laden Weight Distribution	Front Axle	6957kg
	Rear Axle	733kg
Unladen Weight Distribution	Front Axle	2173kg
	Rear Axle	2657kg
Drive Speed (unladen/laden)	18/17km/h	

LARGER UNITS AVAILABLE ON REQUEST

TRANSPORT



Transport



NC Hire is able to get any of our rental fleet to your job site quickly and affordably with our large range of transportation equipment.

We pride ourselves in our quick response times to requests for equipment, by having a dedicated team ready to meet your requests.



We can also assist with your own fleet transport requirements with our team of trained professionals.

Plant Trailers	112
Specialty Trucks	112



PLANT TRAILERS

Our fleet of trailers can transport up to 2.8T making them a great option for transporting any excavators up to 2.5T. Available for short term hire with equipment, these are a perfect way to save on cartage costs.



MID RANGE TRUCKS

Our mid range trucks share the ability to transport equipment up to 6T. With sliding decks and a short wheel base, this makes them ideal for sites where access is tight.



HEAVY TRAFFIC TRUCKS

Our heavy traffic range trucks will cart up to 14T, including any equipment over 6T or multiple smaller units.



Ask about getting your own machinery carted by us!

Health and Safety



We pride ourselves in keeping our customers safe, and making sure no preventable accidents can take place.

By not only hiring the best possible machinery, we also carry regular checks and ensure certifications are always carried out. Our staff know the requirements and a full inventory of safety equipment is held on-site.

Partners

114

The Team at NC Hire take **Health and Safety** very seriously.

In our effort of continuous improvement we ensure all equipment meets your site requirements where necessary.

Each machine receives a pre-hire check which includes a meticulous clean inside and out, and functions to its safety parameters. Internal systems allow us to check if each individual machine has been supplied with the correct equipment to ensure you remain safe on and around our equipment.

Machines are available with the following:

- **Satellite Beacons**
- **Flashing Lights**
- **GPS Tracking System**
- **Travel Alarms**
- **Tag Out Devices**



We've Joined...

WORKSAFE
NEW ZEALAND | HAKI HAUMARU
AOTEAROA



**Not Sure About What
You Need to Have?...**

Give us a Call!



**DON'T RISK BEING
CAUGHT OUT WITH
UNSAFE MACHINERY
ON YOUR SITE**



You Tell Us What You Want and When... and We'll Get it There!

We'll take care of everything to have your machinery on site quickly and efficiently, and we can offer delivery times to suit your situation*.



*Standard travel times apply. Only machines in stock/fleet.



Call us about your requirements
0800 NC HIRE (624 473)



24/7

NC HIRE

CONSTRUCTION EQUIPMENT



CUSTOMER SUCCESS

Convey the image you deserve. We only rent modern, quality, reputable brands and are focused on your success.



CUSTOMER SUPPORT

When you call, the response comes with speed and you can rely on us to stick to our promises and go the extra mile with a smile.






CUSTOMER DEADLINES

Focus on the things that really matter and rely on us to deliver in full, on time, every time, insuring a hassle free experience from start to finish.



EQUIPMENT SPECIALISTS

For your peace of mind, machinery is our passion and we are focused on providing the right equipment for the job.

-  **Christchurch**
-  **Amberley**
-  **Rangiora (24/7 Depot!)**

OPENING TIMES

Monday - Friday 7am - 5pm

0800 624 473
hire@nchire.co.nz



Follow us on...

